



# PRODUCT RANGE



## CONTENTS

### Powerful, Reliable and Robust

OKB is an innovative hydraulic attachments business, with a cutting-edge approach to quality products.

Using our many years of knowledge and experience we understand market requirements and put design, continual product development and customer satisfaction at the heart of what we do. We are constantly striving to meet the needs of the construction, demolition, waste handling and rail industries with a product range built for the harshest environments.

The OKB range of attachments is trusted and known for their power, reliability and robustness, all backed up locally with our extensive stock holding of attachments, wear parts and consumables.

Breakers	04
Selector grabs	06
Timber grabs	08
Rotating and static pulverisers	10
Shears	12
Concrete crackers	14
Compactors	16
Pallet forks	18

# BREAKERS

The OKB hydraulic breaker range is ideal for all applications and environments. The hydraulic breakers are available for carrier weights from 0.5 to 90T.



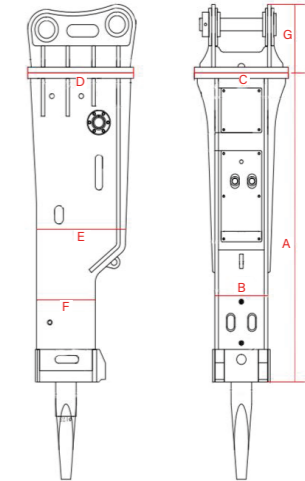
## BREAKER SPECIFICATION

			B80	B100	B150	B200	B300	B350	B350-BH	B400	B1000	B1800	B2500	B3000	B4000	B4300	B4500	B7000
Total weight	Box type	Kg	83	113	210	270	360	460	466	600	950	1450	2060	2318	2400	3149	4575	6756
Total length	Box type	mm	1115	1115	1279	1446	1652	1862	1822	2140	2310	2609	2786	3128	3161	3456	3683	4329
Working flow		L/Min	15-30	15-30	20-40	20-50	40-70	50-90	50-90	60-100	80-110	90-120	120-180	130-190	180-240	200-260	220-270	340-400
Set pressure		Bar	130	130	140	150	160	180	180	180	210	210	210	230	250	260	280	330
Working pressure		Bar	90-120	90-120	90-120	90-120	110-140	120-150	120-150	130-160	150-170	150-170	160-180	180-200	200-220	210-230	230-250	240-260
Impact frequency		bpm	800-1400	800-1400	700-1200	600-1100	500-900	400-800	400-800	400-800	350-700	350-650	350-500	200-300	200-300	150-300	130-200	90-120
Oil pipe size		inch	½	½	½	½	½	½	½	¾	¾	1	1	1¼	1¼	1¼	1¼	1½
Diameter of chisel		mm	40	40	45	53	68	75	75	85	100	125	140	150	155	165	175	210
Length of chisel		mm	450	450	500	580	700	750	750	850	1000	1100	1250	1300	1400	1450	1500	1800
Back head pressure		Bar	14-17	14-17	14-17	14-17	14-17	14-17	14-17	14-17	14-17	14-17	14-17	6-8	17-20	18-22	25-28	32-35
Accumulator pressure		Bar	/	/	/	/	/	/	/	/	/	55-60	55-60	55-60	55-60	55-60	55-60	75-80
Excavator Weight		t	0.5-1.8	1-3	1.5-3.5	3-4.5	5-8	5-9.5	5-9	6-11	10-20	16-25	18-28	24-33	27-36	33-40	40-55	65-90

Auto greasing available on models B1800 and above

## BREAKER DIMENSIONS

		B80/100	B150	B200	B300	B350	B350-BH	B400	B1000	B1800	B2500	B3000	B4000	B4300	B4500	B7000
Chisel Diameter	mm	40	45	53	68	75	75	85	100	125	140	150	155	165	175	210
Length (A)	mm	686	809	888	1042	1212	1067	1357	1476	1613	1724	1865	1939	2086	2423	2992
Width (B)	mm	120	146	154	201	221	216	230	274	304	343	354	372	388	450	530
Mount Cap Width (C)	mm	215	310	310	390	390	390	500	500	560	560	760	760	760	760	840
Mount Cap Height (D)	mm	215	360	360	424	424	424	520	520	700	750	850	850	850	850	1035
Height Middle (E)	mm	152	233	249	292	299	314	352	389	505	572	579	597	661	755	890
Height End (F)	mm	131	160	174	212	221	238	256	296	340	392	424	410	468	500	590
Mount Cap Length (G)	mm	142	191	191	200	240	240	275	275	320	385	390	390	378	390	483



## Applications:

- Demolition – excellent power to weight ratio making them suitable for use on the ground or high reach machines.
- Construction – ideal for plant hire, utilities and all civil engineering work.
- Quarrying – suitable for both primary and secondary breaking.
- Available for skid steers and remote demolition equipment.



# SELECTOR GRABS

Selector Grabs are a popular tool for loading and sorting a wide variety of materials for recycling and an efficient tool when demolishing structures.



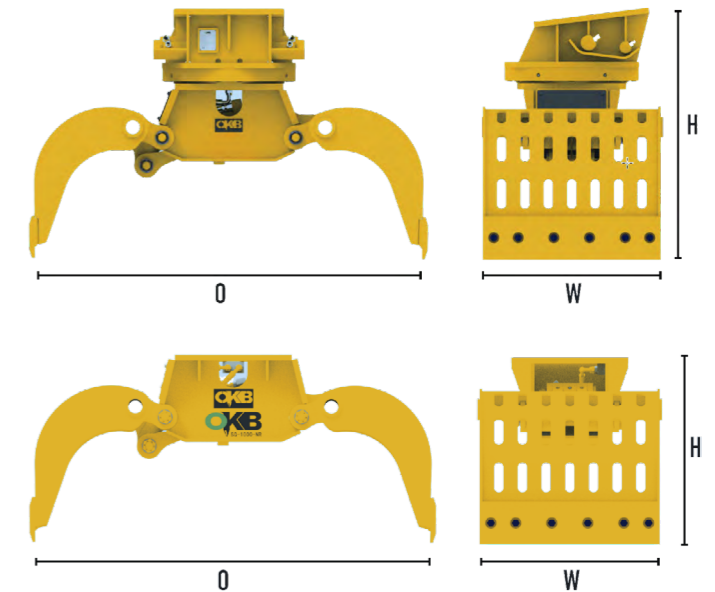
- Resilience and robustness enhanced through the use of Hardox steel, and a guard plate to protect hoses and cylinder on SG150 through to SG5000 models.
- All models are available with or without 360° rotation, which is powered by efficient and reliable Danfoss motors.
- The solid perforated shells provide excellent visibility for operators.
- Available for carriers from 0.7t – 50t.

## Applications:

- Construction Site Handling: Precisely sort and move construction materials, such as rocks, timber, and scrap.
- Demolition Debris Sorting: Efficiently separate and handle demolition debris for easier disposal and recycling, reducing cleanup time.
- Waste Recycling: Accurately sort and load recyclable materials from mixed waste streams, enhancing material recovery rates.
- Perfect for light demolition.

## DEMOLITION AND SELECTOR GRABS SPECIFICATIONS

Model	Unit	SG80	SG150	SG300	SG350	SG1000	SG1500	SG2500	SG4000	SG4500	SG5000
Carrier	t	0.7-1.2	1.2-3	3 - 7	6-10	10-15	14-22	18-26	24-30	25-37	30-50
Weight (with rotation)	Kg	82	160	310	465	810	1055	1415	1505	1825	2685
Weight (non-rotation)	Kg	40	102	190	320	560	780	1060	1160	1350	2100
Cylinder	Bar	220	220	220	300	350	350	350	350	350	350
	l/min	15	25	35	60	80	160	170	170	200	200
360° rotation	Bar	120	120	120	160	160	160	160	160	160	160
	l/min	5	10	10	15	25	25	30	30	30	35
	Rots/min	10	10/15	10/15	10/15	10/15	10/15	10/15	10/15	10/15	10/15
Force	kN	6	15	20	24	30	35	50	50	80	90
Shell width (W)	mm	300	450	500	700	800	800	1000	1200	1200	1360
Jaw opening (O)	mm	600	750	1150	1550	1750	1950	2100	2100	2250	2250
Height (with rotation)	mm	600	700	775	1020	1200	1300	1400	1400	1550	1565
Height (non-rotation)	mm	370	500	600	680	775	950	1080	1080	1100	1220
Internal Height	mm	190	280	320	380	450	520	630	630	550	650
Volume	l	30	70	100	200	400	500	800	850	950	1100



# TIMBER GRABS

Timber grabs (also known as log grabs) are generally used for forestry work and land clearance including in the rail industries. Our scissor style log grabs close fully in on themselves with a high gripping force, securing the load before it is manoeuvred.



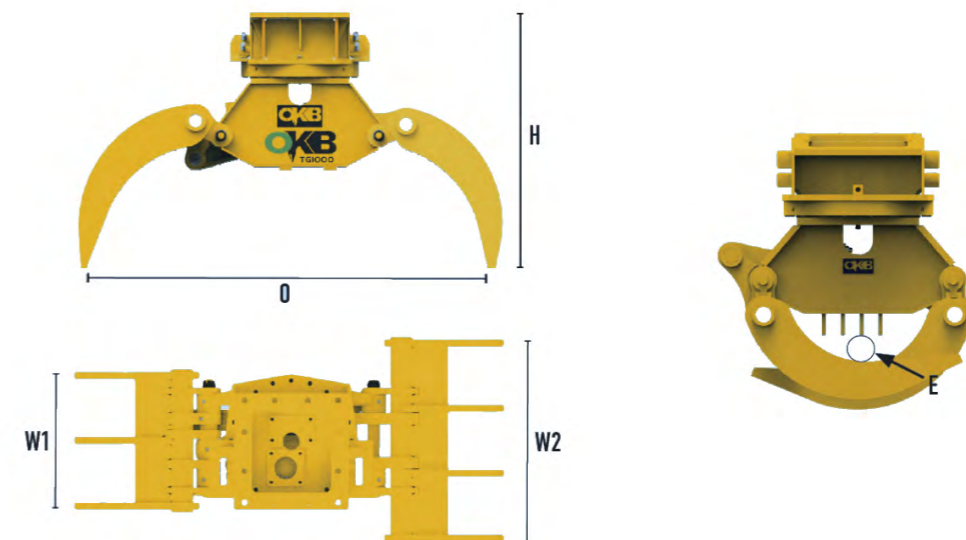
- 360° rotation across the range allows optimal positioning and precise handling.
- Wear-resistant Hardox 400 tines improve resilience and robustness.
- The special cylinder design and equaliser structure minimise movement, resulting in negligible wear on the internal hoses.
- The cylinders feature integrated cushion dampening, enabling controlled closure of the shells and preventing impact shocks to the excavator, as well as minimising the risk of damage to the grab's main frame.

## Applications:

- Forestry and logging: handling and moving logs and timber in processing operations.
- Land clearance: Precisely sorting, moving and loading timber and logs.


## TIMBER GRAB SPECIFICATIONS

Model	Unit	TG150	TG300	TG350	TG1000	TG1500	TG2500	TG4000	TG4500	TG5000
Carrier	t	1.2-3	2.5-5	6-10	10-15	14-22	18-28	24-30	25-35	30-50
Weight	Kg	160	330	510	900	1250	1700	1800	2100	3000
Operating pressure	bar	220	220	300	350	350	350	350	350	350
Oil flow	l/min	25	35	60	80	160	170	170	200	200
	bar	120	120	160	160	140	160	160	160	160
	l/min	10	10	15	25	25	30	30	30	35
360° rotation	Rots/min	10/15	10/15	10/15	10/15	10/15	10/15	10/15	10/15	10/15
Shell width (W1)	mm	330	330	500	535	650	840	840	840	1100
Shell width (W2)	mm	450	450	735	800	910	1230	1230	1230	1200
Jaw opening (O)	mm	1100	1100	1550	2050	2050	2250	2250	2250	2850
Height (H)	mm	700	730	1100	1200	1250	1500	1550	1550	1650
Lifting capacity	Kg	300	500	1000	2000	2500	3000	4000	5000	6000
Min log diameter (E)	mm	Ø80	Ø80	Ø70	Ø100	Ø110	Ø200	Ø200	Ø200	Ø280



# ROTATING AND STATIC PULVERISERS

Our rotating pulveriser is a universal tool designed for primary demolition, secondary concrete reduction and material processing. The static pulveriser is ideal for efficiently separating rebar from concrete in the secondary reduction stage.




## ROTATING PULVERISERS SPECIFICATIONS

Model	Unit	RM350	RM1000	RM2500	RM4000	RM4500
Carrier	t	5-12	10-16	16-22	24-35	36-50
Weight	Kg	565	1100	1680	2850	4100
Max operating pressure	Bar	300	350	350	350	350
Oil flow	l/min	50-100	100-180	150-250	200-320	250-380
360° rotation	Bar	140	160	160	160	160
	l/min	25-30	25-30	30-35	30-35	30-35
Jaw opening (0)	mm	500	700	780	1050	1160
Force at upper tips	kN	200	435	530	880	1000
Force in the middle	kN	330	645	810	1125	1610
Cutting blade length	mm	120	180	180	180	250
Width (W)	mm	280	410	485	550	630
Height (H)	mm	1690	1760	2190	2670	2950

- Designed to crush concrete, with the bonus of a steel shear incorporated in the rear of the jaws.
- Interchangeable wear parts for easy installation on site.
- Speed valve comes as standard (in both the rotating and static versions) enabling faster working and improved efficiency .

## Applications:

- Primary and secondary demolition.
- Concrete pulverising and recycling.
- Material processing and separation.



## STATIC PULVERISERS SPECIFICATIONS

Model	Unit	SM350	SM1000	SM2500	SM4000
Carrier	t	5-9	10-18	18-25	30-45
Weight	Kg	360	1010	1750	2700
Oil flow	l/min	50-100	100-180	150-250	220-320
Max operating pressure	Bar	220	350	350	350
Jaw opening (0)	mm	500	700	860	1050
Force at upper tips	kN	200	400	480	876
Force in the middle	kN	330	580	720	1120
Cutting blade length	mm	120	180	180	180
Width (W)	mm	280	450	520	590
Height (H)	mm	1270	1760	2090	2690



# SHEARS

Demolition shears are heavy duty excavator attachments designed for modern industrial demolition projects and for professionals in the recycling of scrap and ferrous materials.

- Purpose built for steel cutting; they are an efficient attachment for demolishing steel structures.
- Weight range from 5T - 55T.
- Hydraulic Rotation.

## Applications:

- Construction Demolition: Efficiently cut through steel beams and concrete structures for rapid and safe building dismantling.
- Recycling: Process and size scrap metal for recycling, including car dismantling and scrap yard operations.



## SHEARS SPECIFICATIONS


Model	Unit	SH350	SH1000	SH2500	SH4000	SH4500
Carrier	t	5-10	12-18	18-26	28-40	40-55
Weight	Kg	530	1250	2100	3300	4700
Max Operating Pressure	Bar	220	350	350	350	350
Oil Flow	l/min	60-100	90-150	150-200	200-250	250-380
Max Jaw Opening (0)	mm	350	450	510	630	760
360° rotation	Bar	140	160	160	160	160
	l/min	20-25	30-35	30-35	30-35	30-35
Force at upper tips	kN	390	550	800	1175	1520
Force in the middle	kN	620	950	1480	2250	2800
Jaws Depth (D)	mm	360	420	540	630	760
Total Length (L)	mm	1920	2190	2750	3180	3600



	Rod	Tube	IPE	HEA	HEB	Plate	L profile	"Rail vignola"
Shape								
Model	mm	mm	mm	mm	mm	mm	mm	n.d
SH350	50	n.d	n.d	100	n.d	8	120*10	n.d
SH1000	55	n.d	200	120	n.d	10	120*10	n.d
SH2500	60	n.d	270	140	n.d	12	120*12	36
SH4000	70	n.d	300	200	450	18	n.d	n.d
SH4500	90	n.d	450	320	n.d	20	200*24	36

# CONCRETE CRACKERS

These hydraulic concrete crackers are ideal for primary demolition of wide reinforced concrete structures, on carriers from 10t – 50t.



## CONCRETE CRACKER SPECIFICATIONS

Model	Unit	CR1000	CR1500	CR2500	CR4000	CR4500
Carrier	t	10-18	16-22	21-30	30-40	40-50
Weight	Kg	1150	1650	2100	2800	3800
Max Operating Pressure	Bar	350	350	350	350	350
Oil Flow	l/min	120-220	150-280	180-320	220-380	220-380
360° rotation	Bar	160	160	160	160	160
	l/min	25-30	30-35	30-35	30-35	30-35
Max Jaw Opening (0)	mm	900	950	1100	1200	1600
Force at upper tips	kN	520	650	785	1035	1254
Force in the middle	kN	790	950	1280	1580	1926
Cutting blade length	mm	180	180	180	210	210
Height (H)	mm	1290	1980	2120	2260	2480

- 360° rotation for precision and control.
- Reinforced cutter blade for rebar cutting.
- Increased productivity resulting from the high-speed jaw opening and closing.
- Wide jaw opening.
- Twin rams for balance and almost constant cracking power.

### Applications:

- Designed for primary demolition.
- Demolition using high reach machines.
- Wide jaw opening enables use on concrete pile demolition.



# HYDRAULIC COMPACTORS

These hydraulic compactors offer an effective and reliable tool for compacting material in trenches and on embankments as well as levelling ground.



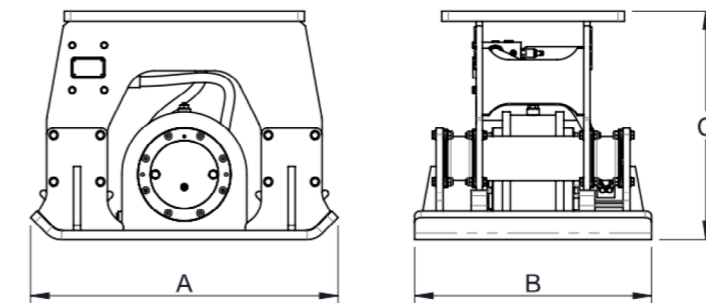
## HYDRAULIC COMPACTOR SPECIFICATIONS

Model	Unit	CP200	CP350	CP1000	CP4000
Carrier weight class	t	3-7	5-15	12-25	20-45
Operating weight	kg	210	353	794	1282
Base plate (A x B)	mm	700 x 410	850 x 610	960 x 740	1253 x 860
Height without bracket (C)	mm	506	558	696	803
Vibration frequency	vpm	2100	2100	2100	2100
Oil flow rate	l/min	42-80	78-125	100-230	147-277
Max operating pressure	bar	172	152	172	172

- Integrated relief valve prevents overloading.
- Shock mounts improve the force distribution so reducing the strain on the carrier.
- Oil splash lubrication removes the need for manual lubrication.
- No drain line required.


### Applications:

- Utilities and road maintenance.
- Trenching and building embankments.
- Post driving, sheet piling and other form works.



# PALLET FORKS

Enhance your excavator's productivity with our pallet fork attachment.



## PALLET FORK SPECIFICATIONS

Model	Unit	EF350	EF1000	EF4000
Carrier	t	5-8	13-22	30-50
Weight	Kg	310	380	660
Height (H)	mm	575	665	665
Width (W)	mm	1345	1100	1345
Total length (L1)	mm	1970	2265	2630
Tine length (L2)	mm	1170	1170	1170
Safe Working Load (SWL)	Kg	1000	2500	4000

- Weight range 5t – 50t.

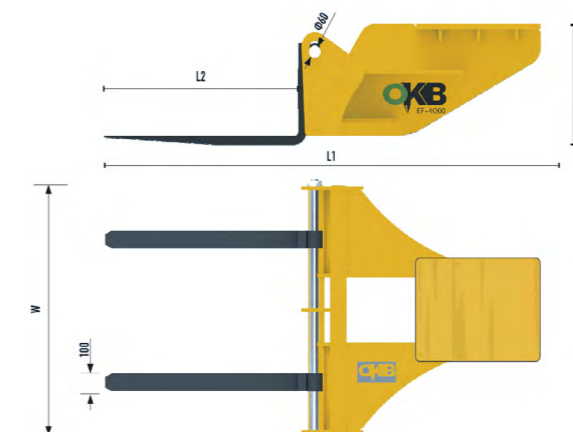
- Floating Tines.

- LOLER certified.

### Applications:


- Moving heavy loads around site safely.

- Loading and unloading of vehicles.





[www.okbattachments.co.uk](http://www.okbattachments.co.uk)

 020 8153 1360



Stronger  
Material



Industry  
Knowledge



Up to 2 Years  
Warranty



Available  
Parts